

# JBT Customer Care Service & Kit Catalog



## FOR THE PERFECT TURN

Ground Support Equipment

Fall 2019



Thank you for choosing JBT AeroTech for your ground support equipment needs!

At JBT, we pride ourselves on providing “best in class” customer care support — and a major part of doing that is providing customized solutions to meet your changing GSE requirements. From tailored maintenance service kits and product upgrades to major configuration conversions and equipment refurbishments, our customer care team stands ready to help you use your JBT GSE to its greatest potential.

For more information on any of the products listed in this catalog — or for any other requests about JBT GSE — please contact the JBT AeroTech Customer Care Sales Manager (listed below) who is responsible for your region on the world. They will be pleased to provide any assistance that you require.

And lastly — please feel free to reach out to me directly regarding any questions, comments, or concerns you may have regarding JBT AeroTech customer care.

Best Regards,

A handwritten signature in blue ink, appearing to read 'Eric Davis'.

Eric Davis  
Director—Global Customer Care  
Office: +1 407-850-2888  
Mobile: +1 321-303-9625

**NA + LATAM**

Brian Schrock

Customer Care Manager  
O: 407-850-2874  
C: 407-741-3464  
[Brian.Schrock@jbt.com](mailto:Brian.Schrock@jbt.com)

**EMEA**

Richard Hale

Customer Care Manager  
O: +44 7886 431276  
[Richard.Hale@jbt.com](mailto:Richard.Hale@jbt.com)

**Asia-Pacific**

Karthick  
Soundararajan

Customer Care Manager  
O: +65 6542 9255  
C: +65 9619 1096  
[Karthick.S@jbt.com](mailto:Karthick.S@jbt.com)

## Table of Contents

Catalog Overview	2
Service & Maintenance Kits	4
Recommended Spare Parts Lists (RSPL)	5
Ranger & Commander Cargo Loaders	6
Aircraft Proximity Detection (APD)	21
Commander 15 Electric Power Mod Conversion	22
Wide Deck Conversion	23
Tempest Deicers	25
Deicer Off Season Best Practices	26
Tempest Enclosed Cabin Conversion	35
Tempest XR Boom Conversion Kit	36
Tempest Simulators	37
Tractors	38
Steps & Transporters	41
Refurbishment	45
PRoCARE™	46
JBT Direct Online Ordering	47
JBT University	48
Parts & Service Contact Information	49



## Service & Maintenance Kits

Models: JBT GSE Equipment  
Call for details



### Customized for Your Entire JBT Fleet

**FINALLY...** customized JBT equipment maintenance kits developed around the way **YOU** service your equipment! Not everyone's GSE fleet is the same and there is no "one size fits all" when it comes to developing a PM program for your operation.

Each PM kit is developed by serial number for your specific JBT piece of equipment based on the build specification. Kits are available for periodic/quarterly, as well as annual service intervals and include the appropriate parts for both.

**FLUID ANALYSIS INCLUDED!** Customers can take samples of any or all of their fluids including engine oil, hydraulic oil, antifreeze or fuel. Sample containers are included, as well as postage-paid envelopes to mail in your sample. Results are emailed in an easy-to-understand .pdf file.

In addition, we also include grease cartridges for those quick lube points and services that are done on the ramp.

## Recommended Spare Parts Lists

Includes the most frequently worn parts for universal configurations. The parts are recommended for on site parts stocking requirements.

**Models: JBT GSE Equipment**  
**Call for details**



# Ranger & Commander Cargo Loaders

## Upgrades & New Options

At JBT we continually seek ways to improve the performance and functionality of products. In this section you will find an array of options and upgrades to improve the efficiency, safety, and ease of use of your Loader.

## Conversions

Aircraft specifications and loading requirements are constantly changing. Many times GSE managers must decide the most cost effective solution to alter their current loaders or buy new. JBT has dedicated engineering, parts, and field service resources in place to support these initiatives. Depending on the scope of work, many conversions can be installed on site as field kits, such as Aircraft Proximity Detection. Other conversions are much more in depth, and may require a trip to the factory to complete.



### Center Lift Module Service Kit

Includes all required service parts to rebuild your Commander center lift module.

P/N: 621-5901-002  
Models: C15/C15i 1996+  
141" interface height  
(Non-CE Models)

### Center Lift Module Replacement

Complete replacement for your Commander center lift module.

P/N: 624-9138 (Non-CE Models)  
624-6328 (CE Models)  
Models: C15/C15i 1996+  
141" interface height

P/N: 627-0491 (Non-CE Models)  
625-3593 (CE Models)  
Models: C15/C15i 1996+  
161" interface height



---

### Bogy Wheel carrier assembly (complete)

Reduce downtime when replacing a bogy wheel.

P/N: 620-6429-001  
Model: C15

P/N: 624-9143  
Model: C15i

P/N: 621-5059  
Model: C30

P/N: 625-3887  
Model: C30i/40i

P/N: 628-0498  
Model: C60i



### Split HeliRoll® Cluster

Quickly replace worn or damaged clusters without having to disconnect convey chains or shaft assembly.



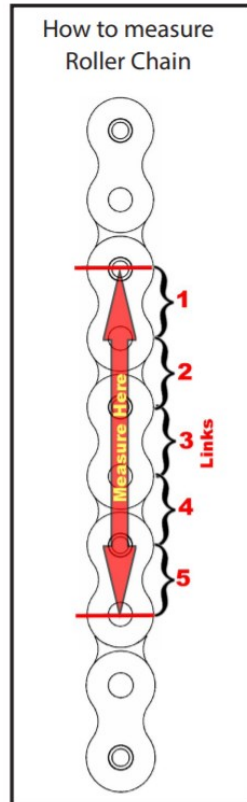
P/N: 624-4312-001 Right hand  
624-4312-002 Left hand  
Models: All Commander Loaders

---

### Roller Chain Kits

When elongation reaches a limit of 10.25” on Commander 30/30i, 9.01” on Commander 15/15i with the Goal Post Lift System, or 7.73” on Commander 15/15i with the Center Lift System over 5 pitches, the lift chain needs to be replaced as stated in the Operation & Maintenance Manual. Failure to do so may result in injury to personnel and/or damage to the loader.

JBT chain kits contain all pre-cut chain lengths, connecting links, and offset links necessary to replace all convey chains on your platform or bridge. Our standard chain is best in class, and noted for its long life and low stretch.





<b>For the Platform</b> Model	# rows of Helirolls® on Platform	# rows of steel rollers on platform	Chain Kit P/N
C-15 (1987-2003)	9	5	623-5521-032
C-15 (1987-2003)	12	2	623-5521-033
C-15 (1987-2003)	14	0	623-5521-035
C-15 (1987-2003)	12	5	623-5521-036
C-15 (1987-2003)	0	14	623-5521-030
C-15 (1987-2003)	6	8	623-5521-031
C-15i (2004 to present)	9	5	624-9145
C-15i (2004 to present)	11	3	624-9146
C-30	All		623-5521-040
C-30i	All		625-7526

*Roller Chain Kits...*

<b>For the Bridge</b> Model	# rows of Helirolls® on Bridge	# rows of steel rollers on bridge	Chain Kit P/N
C-15 (1987-2000)	9	0	623-5521-021
C-15 (1987-2000)	7	2	623-5521-020
C-15 (2001)	9	0	624-2179
C-15 (2001)	7	2	624-2876
C-15 (2002 & 2003)	9	0	624-6941
C-15 (2002 & 2003)	7	2	624-5284
C-15i (2003 to present)	8	0	624-8773
C-15i (2003 to present)	5	3	624-5284
C-30 (1994 - 2000)	9	0	623-5521-021
C-30 (1994 - 2000)	7	2	623-5521-020
C-30 (1994 - 2000, Fixed Bridge w/no Wing)	9	0	623-5521-010
C-30 (2001)	9	0	624-2179
C-30 (2001)	7	2	624-2876
C-30 (2001, Fixed Bridge w/no Wing)	9	0	624-2179
C-30 (2002 - 2006)	9	0	624-6941
C-30 (2002 - 2006)	7	2	624-2876
C-30 (2002 - 2006, Fixed Bridge w/no Wing))	9	0	624-2179
C-30i	All		625-3608

### Central Control Manifold Conversion

When the time comes to replace your central hydraulic control manifold, update your unit to our latest and most cost-effective design.

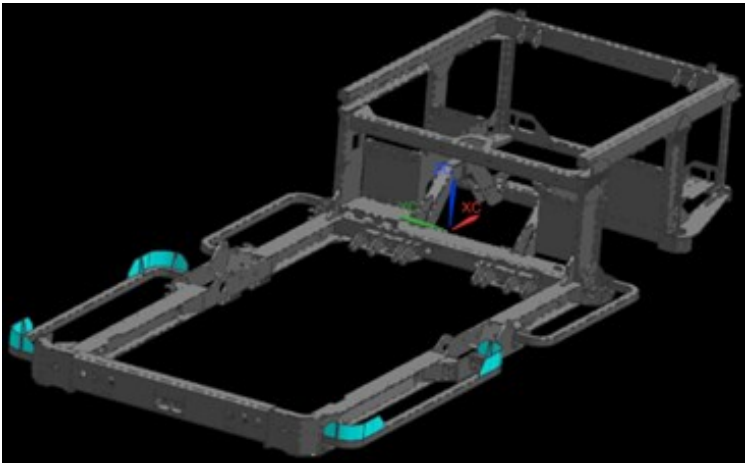
P/N: 629-4700  
Model: C15i

P/N: 629-4701  
Model: C30i

---

### Ranger Protective Bumper Skirts

Protects rear/side transfer roller motors.



Full replacement bumper with weldments also available.

P/N: 629-2860-004  
Model: Rangers 2017 or earlier

### Platform Convey System Filter

Designed to capture particles released into the hydraulic system in the event of a platform convey motor breakdown, an inexpensive insurance policy to prevent sequential motor failures within the system.



P/N: 627-3224  
Model: C15/30,  
C15i/30i pre-2015

P/N: 629-4721  
Model: C15i with  
Danfoss manifold

---

### Bridge Raise Protection

As solenoid valves age and wear due to becoming contaminated by dirty oil, they may allow undesired hydraulic flow. This kit adds an additional safety measure to protect your employees and aircraft from inadvertent bridge movement.

P/N: 629-4458  
Model: C15i Lower deck units



### **Mico Brakes**

Upgrade your Commander loader with the toughest brakes on the market, because not stopping on the ramp is not an option.

P/N: 624-7558  
Models: C15/C15i

P/N: 624-5978  
Models: C30/C30i

### **Mico Brake Repair Kit**

Service kit for loaders previously equipped with Mico Brake assemblies. Includes new friction discs, stators and hardware.

P/N: 624-3036-001  
Models: Commander Loaders equipped with Mico brakes

---

### **Operator Lighting Upgrades**

Make your loader easier to see and operate on the ramp with these HID and LED upgrades. Includes required hardware and wiring. Extend the lighting service life on your loader to 10 years.

#### ***HID Operator Lighting***

P/N: 627-3000-323  
Models: Platform, C15i/C30i Narrow

P/N: 627-3000-324      P/N: 627-3000-325  
Models: C15i/C30i Bridge      Models: C15i Wide/C30i Wide

#### ***LED Lighting***

Headlight Kit	Turn and Side Markers
P/N: Please call Models: Please call	P/N: 628-5722 Models: All Loaders 2007+

Tail Lights

P/N: 628-5728  
Models: All Loaders 2002+

Operator Cab Beacon

P/N: 628-5729  
Models: All Loaders

Platform Work Lights

P/N: 628-5731  
Models: C15/C15i (Narrow)

Platform Work Lights

P/N: 628-5731-001  
Models: All loaders (Wide)

Aircraft Position Light

P/N: 628-5733  
Models: All loaders

Cab Work Light

P/N: 628-5734  
Models: All loaders

### Decal Replacements

Updates your Commander loader with the most current JBT



P/N: 629-0780  
Models: C15/C15i

P/N: 629-3612  
Models: C30/C30i

P/N: 629-4255  
Model: Ranger Loaders

Replacement decals for electric, hydraulic, and special options are available as well. Call Service Parts for details.

### Manual Emergency Hand Pump

Enables loader to be moved during a critical power failure.

P/N: 628-9906  
Models: C15/C30

P/N: 625-9173  
Models: C15i/C30i

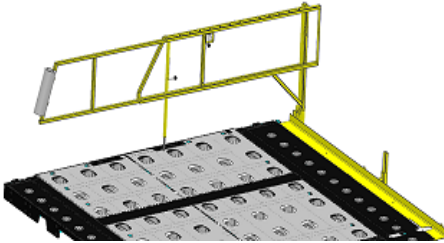
## Handrail Upgrades

### *Counterbalanced Latching Handrail*

Quickly lower the handrail on your loader while approaching an aircraft. Foot operated latching mechanism, kick rail extension, and sliding lock on lower tube. Requires only 5lbs (2.25kg) of effort to raise or lower.



**Main Deck:** 620-9304-011  
**Lower Deck/Narrow:** 620-9304-016



### *Gate-Style Handrail*

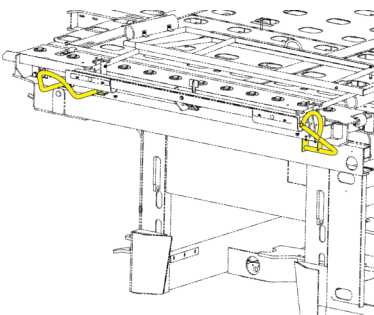
This handrail provides increased functionality. Swing the handrail away while approaching the aircraft, and provide fall protection at the rear of the bridge.

**P/N: 620-9304-015**

**Handrails upgrades available for post-1987 models with Right Hand cab configurations.**

---

## Handrail Protection Guards



Inexpensive guards provide a visual reference point minor collision protection to prevent damage to counterbalance handrails in the lowered position.

**P/N: 620-9304-101**  
**Models: C15i/30i**

## Bridge Landing Handrail

Provides an additional safety handrail on the bridge landing between the ladder and the operator cab handrail.

**P/N: 630-0927**

**Model: Most Commander Loaders – Call For Details**

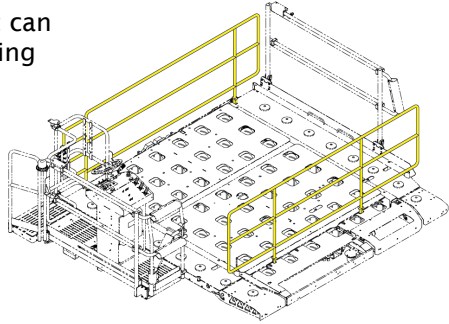


## Loader Bridge Maintenance Rails

Removable guard rails that can be fixed to the bridge during maintenance operations to ensure personnel safety.

**P/N: 629-4663 (Wide)**  
**Model: Ranger Loaders**


**P/N: 629-4663-001 (Std.)**  
**Model: Ranger Loaders**



**P/N: Call for details**  
**Model: Commander Loaders**

---

## Ranger Handrail Mounting



Allows Ranger Loaders to service A380F rear doors by moving the left handrail towards the rear by 5.0 inches.

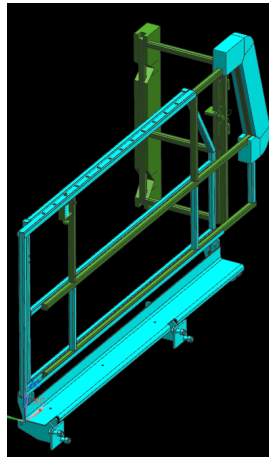
**P/N: 630-2397**  
**Model: Ranger Loaders**

---

## 777F Handrail

This handrail helps to reduce the gap between the aircraft door and the loader for freight operations.


**P/N: 627-8480**  
**Models: C15i/C30i/C40i/C60i (Wides)**





### TDM to PDM Display Upgrade

Updates TDM display to PDM display. Allows for much easier readout and diagnostic capabilities. Required for APD on 2005 C15i Loaders.



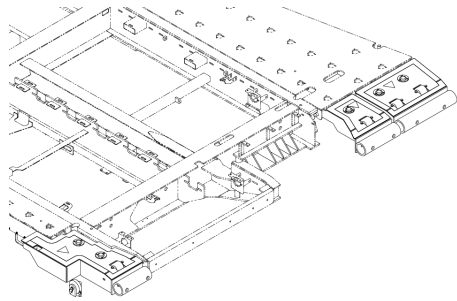
**P/N: 628-5539**

**Model: 2005 C15i Tier 2**

---

### 777 Extension

Kits designed to upgrade your unit to service 777 aircrafts. Models available with and without power wings. Special handrail available.



**P/N: Call for Details**

**Models: C40i/C60i**

---

### Hydraulic Heat Exchanger

Additional hydraulic cooler to eliminate over temperature shut down in high ambient operating environments.

**P/N: 624-9150**

**Models: C15**

**P/N: 625-4036**

**Models: C15i**

---

### Power Roller Kit

Eliminate man power needed to maneuver crates on the wing bridges with this handy upgrade. Compatible with C15i loaders with wing bridges (CR15i04014—Present).

**P/N: 625-7760**

**C15i w/ wing bridges (CR15i04014 to current models)**

## Stairs Upgrades

JBT offers a range of telescoping and fixed stair options for Commander 15 and 15i units, providing safe and easy operator access to the cab.

Call for details  
Models: C15/C15i



---

## Universal Over Travel Kit

Updated electrical switch and cover. Prevents debris from tripping the over travel switch during normal operations.

P/N: 624-4140  
Models: Commander 15

---

## Battery Disconnect

Installation of a switch allows for quick and easy isolation of the battery from the electrical system as required during maintenance.

P/N: 627-3000-201  
Model: Ranger

P/N: 627-3000-202  
Model: C15i/30i Deutz T3

P/N: 627-3000-202-100  
Model: C15i Deutz T4 CE


P/N: 627-3000-203  
Model: C15i/30i Cummins T3

P/N: 628-9339-002  
Model: C30i Cummins T4 CE



### Wide Bridge Transfer Glide Pads

Upgrade your Commander loader bridge, by replacing the ball transfer rollers with glide pads. The engineered plastic pads are designed to allow pallets and containers to glide over top with little friction. The robust pads have no moving parts and require zero maintenance.



**Complete Bridge Kit:** 629-8271

**Single Glider Assembly:** 629-6976



### Seat Belt Kits

Add seat belts to your loaders for improved driver safety.

Seat options available as well. Contact your Regional Customer Care Manager to discuss your needs.

**Commander Units w/ Back Rests:**  
629-6817

**Commander Units w/ Seat Rests:**  
629-6824

**Ranger Units w/ Seat/Restraint:**  
629-3292-002

**Ranger Units w/ Back Rest:**  
629-3292-003

### Ranger Wheel Angle Update

Updates to the current production style

**P/N: 629-1578**

**Model: Ranger Loaders R17017 and earlier**



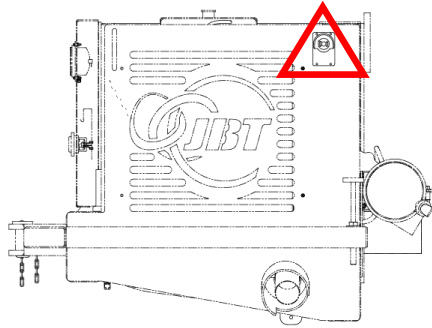
### Additional Emergency Stop Options

Depending on your ramp procedures, you may find it useful to have additional Emergency Stop buttons at ground level.

#### ***Left Hand Power Mod***

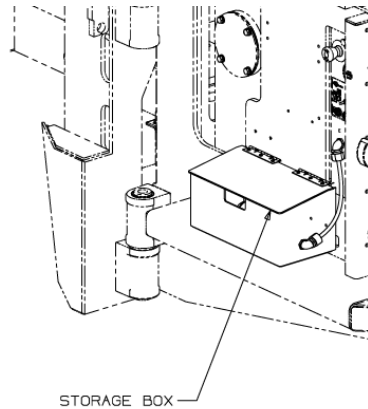
An additional standard, twist-reset E-Stop, located on the left side of power module. Compatible with 15i and 30i units.

P/N: 627-3000-007



#### ***Tethered Grip Switch E-Stop***

This hand gripped E-Stop activated by a thumb switch is on a coiled cord that can be extended up to 25ft away from the unit. The cord is housed in a box on the right side of the chassis, for easy storage when not in use.



P/N: 629-5491

Units: C15i and C30i units with winterization and/or a fire extinguisher at the mounting location

P/N: 629-5491-002

Units: COMMANDER, C15, C30, C15i, C30i, C40i units with mounting space available on where shown

## Personnel Transport

This CE approved option allows for the transport and lifting of personnel on the rear platform of the loader. Gates swing closed for cargo loading operations.

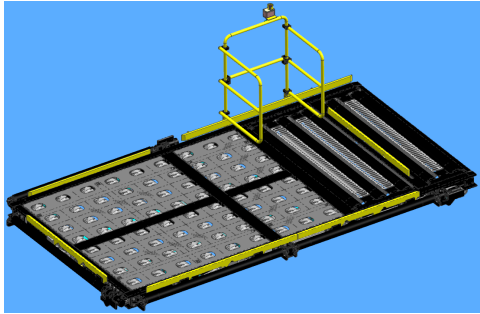
P/N: 629-5294  
Model: Ranger

P/N: 629-5114  
Model: C15i

P/N: 629-5115  
Model: C30i

P/N: 629-5237  
Model: C60i

P/N: 629-5184  
Model: C30



P/N: 629-5184-001  
Model: C15

## Aircraft Proximity Detection (APD)

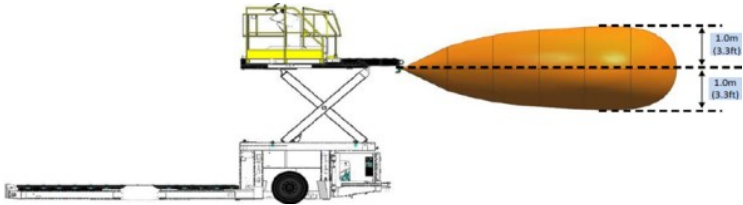
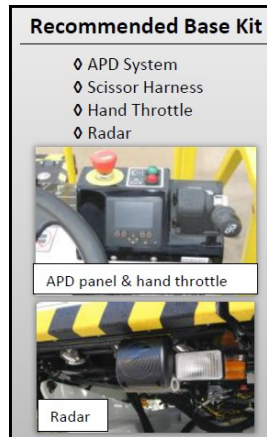
JBT's APD system is designed to help prevent aircraft strikes by reinforcing your Standard Operating Procedures. The APD System does this through integration of sensing devices into the operating system of the loader. Each device installation is modular, allowing system expansion and multiple configuration options based on customer requirements. Our APD system is configurable to be compliant with IATA standard AHM 913, 6.1, which recommends all existing GSE be retrofitted with anti-collision technology where economically viable.

*The APD System offers three modes of detection for preventing and sensing aircraft strikes.*

**Loader Proximity:** Radar and Ultrasonic sensors detect objects to the front of loader.

**Position Monitoring:** Sensors detect position of bridge wings, operator cab, left handrail, and wheel position.

**Aircraft Contact:** Bumpers on Wings, Operator cab handrail, and Left hand-rail detect contact in these locations.



Pricing includes labor to be installed by JBT technician, and is unique to machine configuration. Contact your Customer Care sales representative for more information.

**Models:** C15/C15i, C30/C30i, Ranger

## Commander 15 Electric Power Mod Conversion

### Benefits of the Conversion Kit:

- Meets zero emission requirements at a fraction of the cost of a new loader
- Reduces operator costs
- Extended life of loader with new motor and lower operating hours
- Compatible with multiple battery options to fit your needs



### *Included in the Conversion Kit:*

New Power Module · 160 V system with 3 Phase AC Induction Motor · Electronic Controller with 3 Phase Inverter and DC/DC Converter · Higher Rated Front Wheels and Tires · Power Module Latches and Support Brackets · Wiring Harness for Integration · Emergency Electric/Hydraulic Pump System with Manual Disconnect Switch · Field Installation by JBT Technicians

**P/N: 629-0151**

**Models: Commander 15 Loaders 1996-2003**

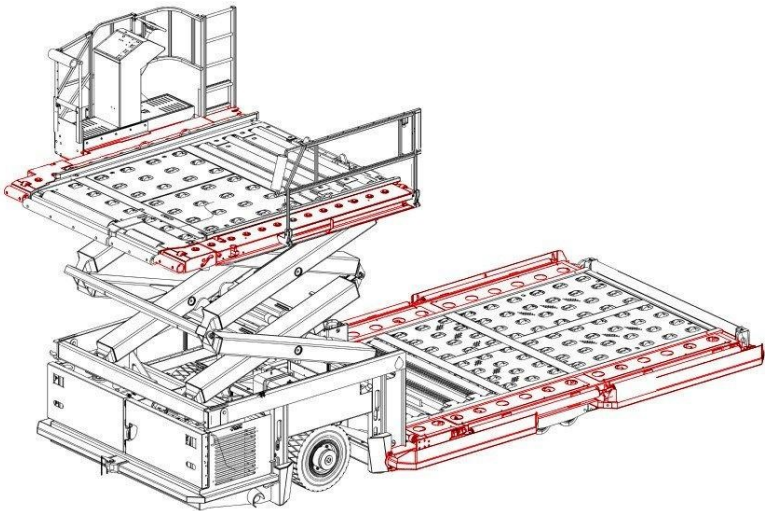
**Conversion Kits for C30iE & RangerE Available Soon!**



## Wide Deck Conversion

Converts one Commander Lower Deck Loader to 125 in. wide capability Includes both Bridge and Rear Platform extensions for both sides of the loader.

- Includes two (2) hydraulically powered extended wings as well as powered conversion of the existing 104" wing.
- Includes frame extensions for the rear chassis to protect against dolly and tractor impact.
- Allows servicing of all commercial jet aircraft doors, front and rear, for both pallets and containers.
- Maintains full capacity rating of 15,000 lb. (7,000 kg) on platform.



Pricing includes labor to be installed by JBT technician, and is unique to machine configuration. Contact your Customer Care sales representative for more information.

**P/N: Call For Details**  
**Models: C15/C15i**



# Tempest Deicers

## Upgrades & New Options

At JBT we relentlessly seek ways to improve the performance and functionality of our products. In this section you will find an array of options and upgrades to improve the efficiency, safety, and ease of use of your Deicer.

## Conversions

JBT has dedicated engineering, parts, and field service resources in place to support these initiatives. If you are interested in converting your Tempest to an AirFirst, XR, or Enclosed Cab unit, contact your part sales representative or Regional Customer Care Manager.

## Simulators

JBT now offers Tempest simulators for training and offseason upkeep of your operators' skills.



## Deicer Offseason Best Practices

### Regular Usage

As with any motor vehicle, problems may arise if the Tempest is left unused for long periods. We recommend running each unit for 25 minutes a minimum of every three weeks. During these maintenance runs it is important to engage all primary functions of the unit, including:

- Driving the unit
- Raising the boom and jib, and extending the boom
- Rotating the boom
- Running the fluid heater
- Briefly spraying all fluid types, including forced air

### Fluid Tanks

JBT recommends that fluid tanks of the Tempest should remain near to full when the unit is not in service. The tanks are appropriate for long-term storage of deice and anti-ice fluid. Check with fluid manufacturers for recommended storage tank cleaning intervals.

### Storage

Ideally, units are stored at an indoor storage or maintenance facility. As this is often not possible, we recommend protecting enclosed cab units with our custom cab weather cover. This keeps ice and snow off the cab during winter and prevents UV damage from the sun in the summer.



P/N: 624-5188-999

### Deicing Season Preparation

In preparation for the start of deicer season, it is important to check the complete functionality of your fleet. To ready your units, JBT can provide maintenance kits, including:

- Complete filter kits for every unit configuration
- Hardi pump seal kits
- Nozzle gauge replacements
- Fluid heater service kits
- Worm gear service kits

### Nozzle Gauges

Replacement gauge cluster for Tempest Deicers. Includes new temperature and pressure gauge, adapter, and required bushing.

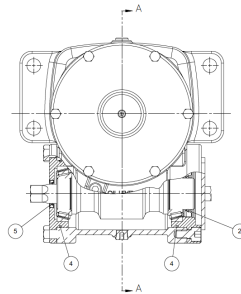
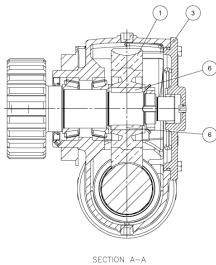
P/N: 624-9986-001



---

### Worm Gear Service Kit

After years of service, the worm gear controlling the boom rotator can wear down, allowing for extra play in the boom. Give your boom new life by replacing the gear, keys and all necessary seals. Recommended service every 3 years.



P/N: 622-5132-100  
Model: Tempests Pre-2015

**Hardi Pump Seal Kit**

Common seal kit for any JBT Deicer (Post 2000 build date)  
Hardi 463 or 464 pump: P/N 624-0537 or 629-3726.

**P/N: 624-0537-090**

---

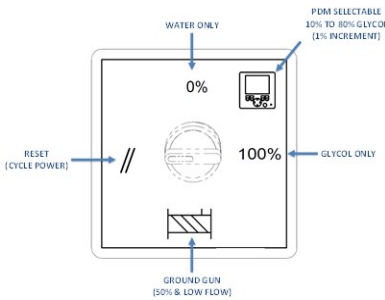
**Pre-Season Fluid Heater Service Kit**

Ensure your JBT Deicer is primed for the storm, before the weather hits with these service parts for seasonal maintenance of the fluid heater assembly. Includes new fuel nozzles, ignitor electrodes, flame sensor, soot sticks, high pressure fuel filter and solenoid valves.

Unit	Kit P/N
Trump 2000 w/ Gas Heater	624-4424-035
Trump 2000 w/ Diesel Heater	624-4424-036
Trump 2000-II w/ Gas Heater	624-4424-037
Trump 2000-II w/ Diesel Heater	624-4424-038
LMD/Tempest	624-4424-039

## Tempest PropMix Upgrade: 1% Increment Kit

This upgrade allows selection from 10% to 80% ratio in 1% increments. This provides a larger range of ratios to choose from and a more precise ratio selection. Eliminates excess glycol usage and reduces operating costs by selecting the exact mix ratio for the current weather conditions. The kit includes a new color PDM which allows selection from 4 quick values and displays the active ratio selected according to the rotary switch.



**Rotary Switch**

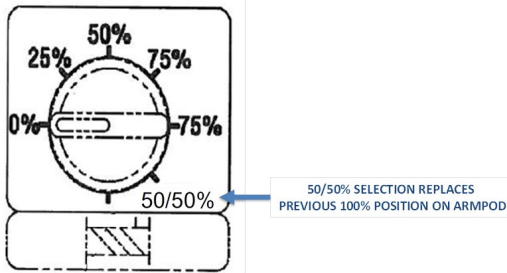


**PDM**

- P/N: 628-8574 Standard, no printer**
- 628-8574-001 Standard w/printer**
- 628-8574-002 XR no printer**
- 628-8574-003 XR w/printer**
- Models: Tempest PropMix units**

## Tempest PropMix Upgrade: 50/50 Mix

The 50/50 Mix Kit allows customers to use their PropMix unit in “spot deice” mode by providing an immediately available 50% fluid ratio. This helps eliminate system faults and reduces cost through increased efficiency & lower fluid use for customers who want to use their PropMix unit for “spot-deicing”. The 50/50 option can be used in combination with AirFirst for superior performance and efficiency. Also, Type 1 Fluid users will now be capable of injecting the 50/50 mix into the air-stream, where previously 100% air injection was unacceptable.



**P/N: 628-8834**

**Models: Tempest PropMix units**

---

### LMD Fluid Optimization Kit

Upgrades the factory LMD fluid assembly to the current production assembly to more efficiently manage and reduce overall fluid usage.

**P/N: 628-7345 (Anti-Ice)**

**628-7346 (De-Ice)**

**629-6278 (Low Flow Nozzle)**

*Compatible with Anti-Ice or De-Ice kit*

**Models: LMD Deicers**

### **Jib Guide Kit w/ Retract Function**

Enables full retract during transport, reducing stress damage to jib cradle and basket.

P/N: 628-2282-001

---

### **BlendUp Strainer Kit**

In-Line fluid strainer installed before meter or digitizer to prevent any damage from contaminated fluid.

P/N: 628-8875

---

### **Hose Reel Cover**

Provides protection from the weather for the Tempest hose reel.

P/N: 628-6780

---

### **Tempest Auto Fire Suppression**

JBT's latest onboard fire suppression system is designed to meet all safety operational requirements.

P/N: 629-3622-001

Update Your Old System (624-2611-010)!

P/N: 629-3622-004

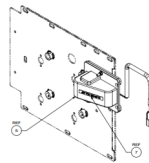
---

### **Igniter Kit**

Newly designed ignitor, burn plate, and required adapter to replace obsolete assembly.

P/N: 629-2763

Models: 2003 Tempest and newer



### **Boom Pin Upgrade**

Updates your Tempest to the latest, most durable boom pins on the market. Corrosion resistant.

P/N: 627-9670



---

### **Tempest Enclosed Cab Weather Cover**

Preserve your investment with this custom cab cover for your Tempest deicer. Keeps ice and snow off the cab during winter and prevents UV damage from the sun in the summer.

P/N: 624-5188-999



---

### **Tuthill Flowmeter Upgrade**

Worried about glycol fluid usage accuracy on your Tempest deicer? Upgrade to the Tuthill Flowmeter for accuracy to within 2%, and ensure you truly are using the fluid you're reporting. Designed for One Man and Air First configurations.

**Call for pricing & compatibility**



### Water Hammer Prevention Kit

Repeatedly opening and closing the spray nozzle while deicing or anti-icing causes water hammer, or hydraulic shock, which can damage your pump and shorten its life. Protect the pumps in your open-basket Tempest with this simple kit.

P/N: 629-6279

Model: Tempest with open basket

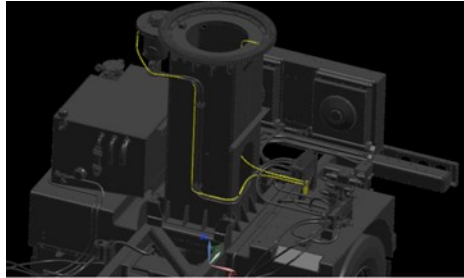
---

### Deicer Remote Boom Gear Grease Kit

This kit allows the operator/maintenance personnel to grease the Tempest boom rotator ring gear from the ground.

P/N: 630-2342

Model: Tempest

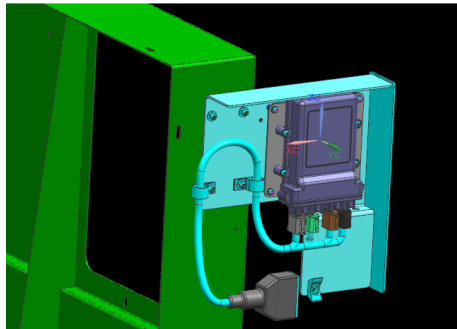


### Deicer Heater Controller Kit

This kit provides the fluid heater controller, new bracketry (623-9412-303 only), and all hardware necessary to install the new heater controller (630-0414).

P/N: 623-9412-303  
Model: Tempest Pre  
2006

P/N: 623-9412-302  
Model: Tempest  
2006 & up



### Tempest AirFirst Short Nozzle

Field kit to replace the long nozzle and fluid pipes on the monitor of AirFirst Tempest with the current short nozzle and hi-mount fluid pipe. Our new nozzle tip offers an improved airflow profile, which reduces the need for a lengthy nozzle. In turn, the reduced weight and length mean less wear and tear on the monitor.



P/N: 629-2971

For units to be converted, we also recommend installing the **Auto Turret Raise Option**. This option automatically raises the turret to the vertical travel position when drive is selected. This will prevent accidental damage to the nozzle from being left down while traveling as well as reduce wear on the monitor from a bouncing nozzle during travel.

P/N: 628-6318-100

---

### Open Basket Deicer Nozzle Upgrade

Upgrade to JBT's latest 785 nozzle for your open basket Tempest. Our new nozzle is more compact, with improved plastic grips that won't overheat. Additionally, the spray can be throttled at the discretion of the operator. Kit comes with new holster to mount to the cab.

P/N: 629-6278  
Models: Tempest with  
open basket



## Tempest Enclosed Cabin Conversion

Windy, snowy, rainy, or freezing conditions can inhibit the effectiveness of your deicing personnel.

Upgrade your Tempest to a top-of-the-line unit with a conversion to an enclosed operator's cabin.



An enclosed cab with comfortable seating and heated interior offers a vastly improved deicing experience for your operator, allowing them to be their most productive and effective.

With an enclosed cabin, you can also consider adding **AirFirst** to maximize your deicing operation efficiency!



***Contact your Customer Care Representative and Upgrade your Ramp Operations Today!***

## Tempest XR Boom Conversion Kit

Adding an XR boom to your Tempest Deicer will offer you the most efficient and cost effective solution for deicing the A-380 and IL-76 aircraft. In addition it can be used for aircraft washing, Deicing B777 with engines running and for use on the AN-124 Fuselage and Wings. No special chassis modifications required.

The XR Boom Kit is designed to fit and work perfectly on the standard Tempest chassis and still allows you to operate in the non-extended mode with the same characteristics you have always enjoyed. When extended to the height of 17.2m (56ft) the Tempest can safely and effectively spray the tail section of the A-380 and IL-76 with a spray reach of 27m (90ft)



The conversion kit works with both open and enclosed basket, Air First forced air, proportional mix and one man drive options. How it works: the new boom is installed onto the existing rotator, a new counterweight is welded to the assembly on the existing rotator, and then appropriate modifications will be made for the hydraulic, electrical, and fluid systems. This kit is compatible on all Tempest Deicers 2003 and newer.

# Tempest Training Simulators

## Safe and Effective Training

Train new hires and keep your operators' skills sharp in the offseason with Tempest Simulators. Available in Standard and Advanced models, JBT's simulators can provide essential, safe, cost effective, and environmentally friendly training. Available simulations include:

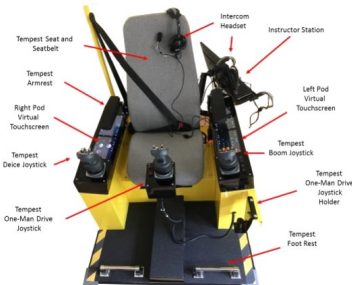
- Standard and XR boom operation
- One-man or Two-man drive
- AirFirst™ system
- Laser pointer
- Deice and anti-Ice techniques and procedures
- Emergency procedures



From the instructor station, monitor the trainee's progress, including details such as fluid utilization, aircraft percent coverage, and safety events.

## Available Features

Developed in association with KBY, our Tempest simulators have a variety of features to fit your training needs, from our Standard version, designed for portability, to the Advanced version, complete with a full Tempest seat for realistic operation. Features can include:



- Variable weather conditions
- Day and night scenarios
- Multiple aircraft types
- Side touchscreens to support vehicle specific configurations
- Advanced fluid dynamics
- 4K graphics

- Virtual Reality
- Multiple linked systems to simulate your entire operation

Contact your JBT Customer Care Representative!



# Tractors

JBT's two families of tractors are designed to move our customer's aircraft safely and efficiently on each and every operation, at airports throughout the world.

In recent years, JBT has overhauled our B Series family, to bring you best-in-class reliability, serviceability, efficiency and value. We have six model types in current production: the B250, B350, B400e, B650, B950 and B1200 can handle a wide range of commercial aircraft from regional jets up to the A380, in all types of ramp and weather conditions. The power of simplicity is evident in the great handling, smart layout of the operator controls, and easy access to key components for servicing.



The Expediter towbarless tractor is designed for pushback and maintenance tow for a wide range of aircraft. The Expediter 160, 310, and 600 have stable designs to prevent jack-knifing, automated aircraft selection and pickup to reduce the potential of operator error, PLC diagnostics to help identify maintenance issues quickly and robust construction for reliable service and long life.



### **Expediter Night Tow Aircraft Illumination**

This option is designed to flash the fore fuselage and wings of up to a 747 for towing at night.



**P/N: 629-4499**  
**Model: EXP310**

---

**Front Coupler Mirror**  
Improves tow bar attachment visibility to the operator.

**P/N: 629-1184**  
**Models: B250/350**



### **E Pump Replacement**

Emergency pump replacement for B1200 tractor. Includes new hydraulic pump, valve, adapters, hoses, and fittings.

**P/N: 627-3648**  
**Model: B1200**

---

### **Osh Kosh All-Steer Replacement Kit**

Replaces obsolete Osh Kosh All-Steer with current B1200 4WS system. Includes all applicable hydraulic, electrical, and mechanical assemblies, with hardware.

**P/N: 628-9738**  
**Model: B1200**

### **Brake Upgrade Kit**

Replaces the brake pedal and brake valve previously fitted with 624-9760 brake booster field kit. Includes accumulator, brake valve, pedal assembly, and necessary hydraulic components with hardware.

**P/N: 628-7558**

**Model: B600**

---

### **Shifter Upgrade Kit**

Replaces the Quadrastat shifter with the ZF shifter used on current JBT B1200 Tractors. Compatible with both Cummins and Deutz engine configurations.

**P/N: 624-8547 (Deutz)**  
**624-8547-001 (Cummins)**

**Models: B1200**



# Steps & Transporters

## Upgrades & New Options

At JBT we relentlessly seek ways to improve the performance and functionality of our products. In this section you will find an array of options and upgrades to improve the efficiency, safety, and ease of use of your Steps and Transporters.



---

**Steps Safety Barrier Kit**  
Help prevent injuries with this safety barrier kit.

P/N: 2359800



### Steps Retractable Door Detection Kit

This kit helps to detect the retractable door to help prevent contact with aircraft. It is necessary that the steps already be equipped with manual gates to be able to utilize this system.

If manual gates are not already installed, it is necessary to purchase the **19298300—Manual Door Lock Conversion Kit**. It is also advisable to utilize this kit with JBT's Aircraft Proximity Detection (APD) System (P. 20).



P/N: 26364904

---

### CLT-8 Console Cover

Offers protection from the sun, rain and frost.

P/N: 2509500  
Models: CLT-8



### CLT-8 Winterization Kit

Designed for colder climates, this kit helps to protect batteries, hydraulic oil and the engine in cold weather.

Call JBT with your unit serial number to determine if equipment has the mechanical pre-installation. Installation by JBT Technician may be required.

**P/N: Call for Details**

**Models: CLT-8**



### **CLT-8 Electrical Emergency Pump Kit**

Units are equipped with manual emergency pump standard. This kit provides the electrical upgrade to more easily activate the E-pump.



**P/N: Call for Details  
Models: CLT-8**





# Refurbishment

*From Old ..... To BOLD!*



Before you decide to replace an aging unit in your GSE fleet, consider giving your equipment a new lease on life with refurbishment by your OEM. Whatever your budget, we can develop a refurbishment specification to deliver the additional years of service you expect from your JBT equipment, from small-scale on-site service, to full unit remanufacture at JBT's world-class facility.

Our in-house program is structured with four work scope levels to maximize your budget. You can select from our Bronze package which delivers the Planned Maintenance after 5-years of service, through to our Platinum package that provides a complete refurbishment with the latest engine and system technologies.



Included with all unit refurbishments:

- All mandatory service bulletins and technical advisories
- Warranty on all parts and workmanship
- Units undergo the same rigorous testing as required on new equipment and are compliant to industry standards
- Updated Operation & Maintenance manual, with revised system schematics and detailed illustrated parts section

**For more info, visit:**

[www.jbtc.com/en/north-america/aerotech/customer-care/refurbishments/gse](http://www.jbtc.com/en/north-america/aerotech/customer-care/refurbishments/gse)





PRoCARE™ is a customized product support program that helps to maximize the availability, productivity and profitability of your JBT equipment. Whether your fleet consists of new JBT produced GSE, or equipment that is just new to your location, now you can realize the benefits that only OEM personnel, products and solutions can provide. PRoCARE™ is extremely flexible and can be tailored to various types of service types, frequencies and locations. Whether you are interested in focusing on a specific type or group of equipment, getting units ready for deicer season or are seeking factory expertise on equipment that has just been transferred to your station, trust JBT to provide you with the confidence to realize maximum uptime for your JBT fleet.

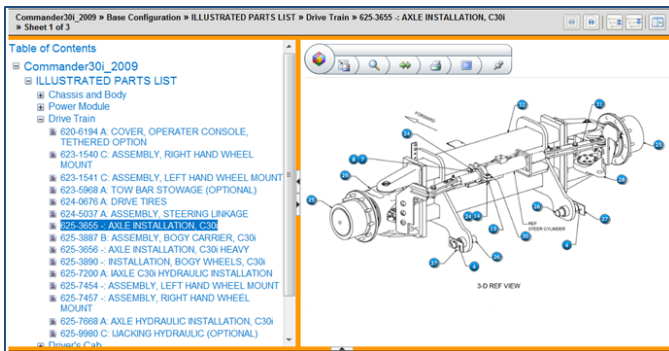
- **Extended Warranty**
- **Proactive Maintenance Kits**
- **On Site/Preseason inspections**
- **Fleet Analysis**
- **Priority Diagnostics**
- **Factory Direct Training**
- **Parts stocking analysis**
- **Refurbishment**
- **Product Training**
- **Parts Agreements**





JBT AeroTech Direct E-Commerce System provides all your JBT parts needs.

JBT Parts - 24/7/365 - pricing, availability, online ordering, quick searches, interactive parts drawings.



- \* Genuine JBT Parts that meet strict OEM quality standards.
- \* Latest up-to-date technical manuals and service bulletins.
- \* Decreased parts ordering time = **Cost Savings To You.**

*Call your customer care sales representative or click the link below to sign up and start ordering today!*

[JBTAeroTechDirect.com](http://JBTAeroTechDirect.com)





# JBT University Online

## *Online Maintenance & Operator Training Available Through JBT University Online!*

With online maintenance and operator training modules available for JBT's most popular equipment, JBT University is a great way to quickly bring your new hires up to speed, or refresh the memories of your experienced personnel.

To view the course catalog, visit: [gse-jbt.talentlms.com/catalog](http://gse-jbt.talentlms.com/catalog)

### CARGO LOADERS



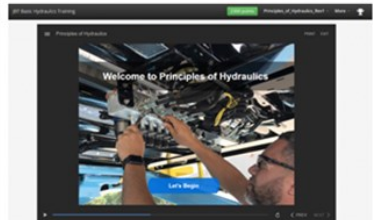
### PUSHBACK TRACTORS



### DEICERS



### BASIC SYSTEMS TRAINING



***For more information and to gain system access, contact your  
Customer Care Professional***

[www.jbtc.com/en/north-america/aerotech/customer-care/](http://www.jbtc.com/en/north-america/aerotech/customer-care/)



# Contact Service



## Technical Assistance - Field Service Departments

### Orlando

Tel: 800 327 1686

Int'l: +1 407 850 4207

Fax: +1 407 850 4221

[orlando.service@jbt.com](mailto:orlando.service@jbt.com)

### London

Tel: +44 020 8587 0666

Fax: +44 020 8587 0660

[london.service@jbt.com](mailto:london.service@jbt.com)

### Madrid

Tel: +34 91 877 5880

Fax: +34 91 877 5881

[madrid.service@jbt.com](mailto:madrid.service@jbt.com)

### Singapore

Tel: +65 6542 9255

Fax: +65 6542 7493

[singapore.jbtparts@jbt.com](mailto:singapore.jbtparts@jbt.com)

Please provide the part number, unit serial  
number and have the hour meter reading  
available when you contact us.

[www.jbt.com/en/north-america/aerotech/customer-care/services-and-support/gse](http://www.jbt.com/en/north-america/aerotech/customer-care/services-and-support/gse)



# Contact Parts



## Service Parts Hotlines

### Orlando

Tel: +1 800 821 3019  
Int'l: +1 407 850 4208  
Fax: +1 407 850 4221  
[parts.orders@jbt.com](mailto:parts.orders@jbt.com)

### London

Tel: +44 020 8587 0666  
Fax: +44 020 8587 0660  
[london.parts@jbt.com](mailto:london.parts@jbt.com)

### Madrid

Tel: +34 91 877 5870  
Fax: +34 91 877 5884  
[madrid.parts@jbt.com](mailto:madrid.parts@jbt.com)

### Singapore

Tel: +65 6542 9272  
Fax: +64 6542 7493  
[singapore.parts@jbt.com](mailto:singapore.parts@jbt.com)

### Kunshan

Tel: +86 512 3663 0570  
Fax: +86 512 3663 0550  
[china.parts@jbt.com](mailto:china.parts@jbt.com)

### Tandem GSE (JBT Dealer) (Los Angeles)

Tel: +1 877 473 7477  
Fax: +1 310 848 1901  
[sales@tamdemgse.com](mailto:sales@tamdemgse.com)

## Online Ordering



### Return of Goods Authorization

Please call or email to obtain an RMA authorization number before shipping any parts.

[www.jbt.com/en/north-america/aerotech/customer-care/parts/gse](http://www.jbt.com/en/north-america/aerotech/customer-care/parts/gse)



**NA + LATM**

**Brian Schrock**

**Customer Care Manager**

**O: 407-850-2874**

**C: 407-741-3464**

[Brian.Schrock@jbt.com](mailto:Brian.Schrock@jbt.com)

**EMEA**

**Richard Hale**

**Customer Care Manager**

**O: +44 7886 431276**

[Richard.Hale@jbt.com](mailto:Richard.Hale@jbt.com)

**Asia-Pacific**

**Karthick  
Soundararajan**

**Customer Care Manager**

**O: +65 6542 9255**

**C: +65 9619 1096**

[Karthick.S@jbt.com](mailto:Karthick.S@jbt.com)

**Ground Support Equipment**

