

Oshkosh AeroTech Customer Care Service & Kit Catalog



OSHKOSH[™]
AEROTECH

FOR THE PERFECT TURN

Ground Support Equipment

Summer 2024



Thank you for choosing Oshkosh AeroTech for your ground support equipment needs!

At Oshkosh AeroTech, we pride ourselves on providing “best in class” customer care support — and a major part of doing that is providing customized solutions to meet your changing GSE requirements. From tailored maintenance service kits and product upgrades to major configuration conversions and equipment refurbishments, our customer care team stands ready to help you use your Oshkosh AeroTech GSE to its greatest potential.

For more information on any of the products listed in this catalog — or for any other requests about Oshkosh AeroTech GSE — please contact the Oshkosh AeroTech Customer Care Sales Manager (listed below) who is responsible for your region on the world. We will be pleased to provide any assistance that you require.

And lastly — please feel free to reach out to me directly regarding any questions, comments, or concerns you may have regarding Oshkosh AeroTech customer care.

Best Regards,

A handwritten signature in blue ink that reads "Eric Davis".

Eric Davis
Director - Global Customer Care
+1 321-303-9625
edavis@oshkoshaerotech.com

Brian Schrock - Americas
Sr. Customer Care Sales Manager
bschrock@oshkoshaerotech.com
+1.407.741.3464

Joseph Tan - Asia-Pacific
Customer Care Manager
jt@oshkoshaerotech.com
+65.9113.8550

Richard Hale – Europe/Middle East/Africa
Customer Care Manager
rhale@oshkoshaerotech.com
+44.7886.431276

Don Dong - China
Customer Care Manager
ddong@oshkoshaerotech.com
+86.181.6870.9730

Table of Contents

Catalog Overview	2
Service & Maintenance Kits	4
Recommended Spare Parts Lists (RSPL)	5
Ranger® & Commander® Cargo Loaders	6
Aircraft Proximity Detection (APD)	22
Commander® 15 Electric Power Mod Conversion	23
Wide Deck Conversion	24
Tempest®/Tempest-i™ Deicers	25
Deicer Off Season Best Practices	26
Tempest® Enclosed Cabin Conversion	35
Tempest® XR Boom Conversion Kit	36
Tempest-i™ Simulators	37
Pushback Tractors	38
Steps & Transporters	41
Refurbishment	45
PRoCARE®	46
Oshkosh AeroTech Direct Online Ordering	47
Oshkosh AeroTech University	48
Parts & Service Contact Information	49

Service & Maintenance Kits

**Models: Oshkosh AeroTech
GSE Equipment
Call for details**



Customized for Your Oshkosh AeroTech Fleet

FINALLY... customized Oshkosh AeroTech equipment maintenance kits developed around the way **YOU** service your equipment! Not everyone's GSE fleet is the same and there is no "one size fits all" when it comes to developing a PM program for your operation.

Each PM kit is developed by serial number for your specific Oshkosh AeroTech piece of equipment based on the build specification. Kits are available for periodic/quarterly, as well as annual service intervals and include the appropriate parts for both.

FLUID ANALYSIS INCLUDED! Customers can take samples of any or all of their fluids including engine oil, hydraulic oil, antifreeze or fuel. Sample containers are included, as well as postage-paid envelopes to mail in your sample. Results are emailed in an easy-to-understand .pdf file.

In addition, we also include grease cartridges for those quick lube points and services that are done on the ramp.

Recommended Spare Parts Lists

Includes the most frequently worn parts for universal configurations. The parts are recommended for on site parts stocking requirements.

Models: Oshkosh AeroTech GSE Equipment
Call for details



Ranger® & Commander® Cargo Loaders

Upgrades & New Options

At Oshkosh AeroTech we continually seek ways to improve the performance and functionality of products. In this section you will find an array of options and upgrades to improve the efficiency, safety, and ease of use of your Loader.

Conversions

Aircraft specifications and loading requirements are constantly changing. Many times GSE managers must decide the most cost effective solution to alter their current loaders or buy new. Oshkosh AeroTech has dedicated engineering, parts, and field service resources in place to support these initiatives. Depending on the scope of work, many conversions can be installed on site as field kits, such as Aircraft Proximity Detection (APD). Other conversions are much more in depth, and may require a trip to the factory to complete.



Center Lift Module Service Kit

Includes all required service parts to rebuild your Commander® center lift module.

P/N: 621-5901-002
Models: C15/C15i 1996+
141" interface height
(Non-CE Models)

Center Lift Module Replacement

Complete replacement for your Commander® center lift module.

P/N: 624-9138 (Non-CE Models)
624-6328 (CE Models)
Models: C15/C15i 1996+
141" interface height

P/N: 627-0491 (Non-CE Models)
625-3593 (CE Models)
Models: C15/C15i 1996+
161" interface height



Bogy Wheel carrier assembly (complete)

Reduce downtime when replacing a bogy wheel.

P/N: 620-6429-001
Model: C15

P/N: 624-9143
Model: C15i

P/N: 621-5059
Model: C30

P/N: 625-3887
Model: C30i/40i

P/N: 628-0498
Model: C60i



Split HeliRoll® Cluster

Quickly replace worn or damaged clusters without having to disconnect convey chains or shaft assembly.

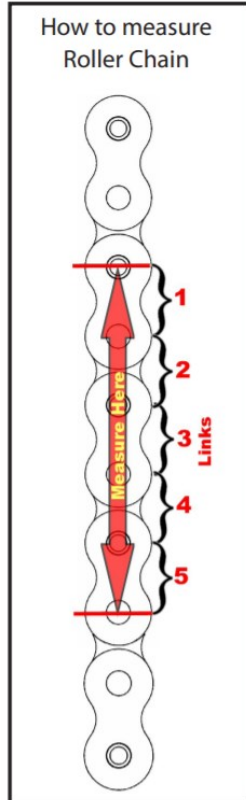
P/N: 624-4312-001 Right hand
624-4312-002 Left hand
Models: All Commander® Loaders



Roller Chain Kits

When elongation reaches a limit of 10.25" on Commander® 30/30i, 9.01" on Commander® 15/15i with the Goal Post Lift System, or 7.73" on Commander® 15/15i with the Center Lift System over 5 pitches, the lift chain needs to be replaced as stated in the Operation & Maintenance Manual. Failure to do so may result in injury to personnel and/or damage to the loader.

Oshkosh AeroTech chain kits contain all pre-cut chain lengths, connecting links, and offset links necessary to replace all convey chains on your platform or bridge. Our standard chain is best in class, and noted for its long life and low stretch.



For the Platform Model	# rows of Helirolls® on Platform	# rows of steel rollers on platform	Chain Kit P/N
C-15 (1987-2003)	9	5	623-5521-032
C-15 (1987-2003)	12	2	623-5521-033
C-15 (1987-2003)	14	0	623-5521-035
C-15 (1987-2003)	12	5	623-5521-036
C-15 (1987-2003)	0	14	623-5521-030
C-15 (1987-2003)	6	8	623-5521-031
C-15i (2004 to present)	9	5	624-9145
C-15i (2004 to present)	11	3	624-9146
C-30	All		623-5521-040
C-30i	All		625-7526

Roller Chain Kits...

For the Bridge Model	# rows of Helirolls® on Bridge	# rows of steel rollers on bridge	Chain Kit P/N
C-15 (1987-2000)	9	0	623-5521-021
C-15 (1987-2000)	7	2	623-5521-020
C-15 (2001)	9	0	624-2179
C-15 (2001)	7	2	624-2876
C-15 (2002 & 2003)	9	0	624-6941
C-15 (2002 & 2003)	7	2	624-5284
C-15i (2003 to present)	8	0	624-8773
C-15i (2003 to present)	5	3	624-5284
C-30 (1994 - 2000)	9	0	623-5521-021
C-30 (1994 - 2000)	7	2	623-5521-020
C-30 (1994 - 2000, Fixed Bridge w/no Wing)	9	0	623-5521-010
C-30 (2001)	9	0	624-2179
C-30 (2001)	7	2	624-2876
C-30 (2001, Fixed Bridge w/no Wing)	9	0	624-2179
C-30 (2002 - 2006)	9	0	624-6941
C-30 (2002 - 2006)	7	2	624-2876
C-30 (2002 - 2006, Fixed Bridge w/no Wing))	9	0	624-2179
C-30i	All		625-3608

Central Control Manifold Conversion

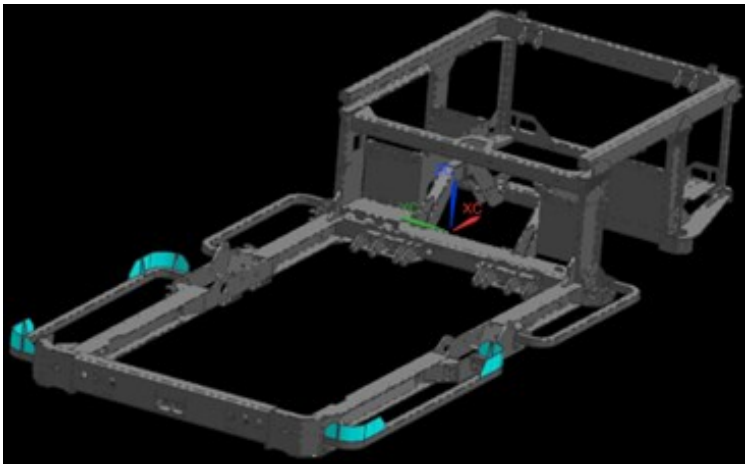
When the time comes to replace your central hydraulic control manifold, update your unit to our latest and most cost-effective design.

P/N: 629-4700
Model: C15i

P/N: 629-4701
Model: C30i

Ranger® Protective Bumper Skirts

Protects rear/side transfer roller motors.



Full replacement bumper with weldments also available.

P/N: 629-2860-004
Model: Rangers® 2017 or earlier

Platform Convey System Filter

Designed to capture particles released into the hydraulic system in the event of a platform convey motor breakdown, an inexpensive insurance policy to prevent sub-sequential motor failures within the system.



P/N: 627-3224
Model: C15/30, C15i/30i
pre-2015

P/N: 629-4721
Model: C15i with Danfoss
manifold

Bridge Raise Protection

As solenoid valves age and wear due to becoming contaminated by dirty oil, they may allow undesired hydraulic flow. This kit adds an additional safety measure to protect your employees and aircraft from inadvertent bridge movement.

P/N: 629-4458
Model: C15i Lower deck units



Mico Brakes

Upgrade your Commander® loader with the toughest brakes on the market, because not stopping on the ramp is not an option.

P/N: 624-7558
Models: C15/C15i

P/N: 624-5978
Models: C30/C30i

Mico Brake Repair Kit

Service kit for loaders previously equipped with Mico Brake assemblies. Includes new friction discs, stators and hardware.

P/N: 624-3036-001
Models: Commander® Loaders equipped with Mico brakes

Operator Lighting Upgrades

Make your loader easier to see and operate on the ramp with these HID and LED upgrades. Includes required hardware and wiring. Extend the lighting service life on your loader to 10 years.

HID Operator Lighting

P/N: 627-3000-323
Models: Platform, C15i/C30i Narrow

P/N: 627-3000-324
Models: C15i/C30i Bridge

P/N: 627-3000-325
Models: C15i Wide/C30i Wide

LED Lighting

Headlight Kit

Turn and Side Markers

P/N: Please call
Models: Please call

P/N: 628-5722
Models: All Loaders 2007+

Tail Lights

P/N: 628-5728
Models: All Loaders 2002+

Operator Cab Beacon

P/N: 628-5729
Models: All Loaders

Platform Work Lights

P/N: 628-5731
Models: C15/C15i (Narrow)

Platform Work Lights

P/N: 628-5731-001
Models: All loaders (Wide)

Aircraft Position Light

P/N: 628-5733
Models: All loaders

Cab Work Light

P/N: 628-5734
Models: All loaders

Decal Replacements

Updates your Commander® loader with the most current Oshkosh AeroTech pictogram style decals for easy recognition in any language to increase safety awareness while operating.



P/N: 629-0780
Models: C15/C15i

P/N: 629-3612
Models: C30/C30i

P/N: 629-4255
Model: Ranger® Loaders

Replacement decals for electric, hydraulic, and special options are available as well. Call Service Parts for details.

Manual Emergency Hand Pump

Enables loader to be moved during a critical power failure.

P/N: 628-9906
Models: C15/C30

P/N: 625-9173
Models: C15i/C30i

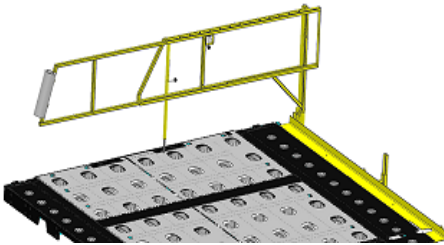
Handrail Upgrades

Counterbalanced Latching Handrail

Quickly lower the handrail on your loader while approaching an aircraft. Foot operated latching mechanism, kick rail extension, and sliding lock on lower tube. Requires only 5lbs (2.25kg) of effort to raise or lower.



Main Deck: 620-9304-011
Lower Deck/Narrow: 620-9304-016



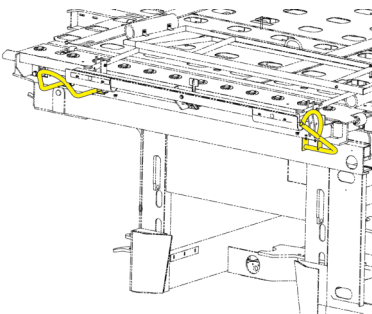
Gate-Style Handrail

This handrail provides increased functionality. Swing the handrail away while approaching the aircraft, and provide fall protection at the rear of the bridge.

P/N: 620-9304-015

Handrails upgrades available for post-1987 models with Right Hand cab configurations.

Handrail Protection Guards



Inexpensive guards provide a visual reference point minor collision protection to prevent damage to counterbalance handrails in the lowered position.

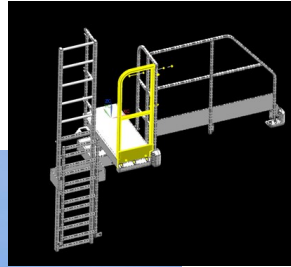
P/N: 620-9304-101
Models: C15i/30i

Bridge Landing Handrail

Provides an additional safety handrail on the bridge landing between the ladder and the operator cab handrail.

P/N: 630-0927

Model: Most Commander® Loaders — Call For Details



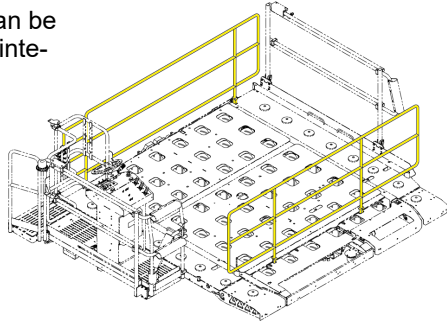
Loader Bridge Maintenance Rails

Removable guard rails that can be fixed to the bridge during maintenance operations to ensure personnel safety.


P/N: 629-4663 (Wide)
Model: Ranger® Loaders

P/N: 629-4663-001 (Std.)
Model: Ranger® Loaders

P/N: Call for details
Model: Commander® Loaders



Ranger® Handrail Mounting



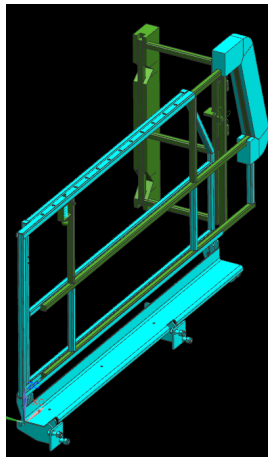
Allows Ranger® Loaders to service A380F rear doors by moving the left handrail towards the rear by 5.0 inches.

P/N: 630-2397
Model: Ranger® Loaders

777F Handrail


This handrail helps to reduce the gap between the aircraft door and the loader for freight operations.

P/N: 627-8480
Models: C15i/C30i/C40i/C60i (Wides)



TDM to PDM Display Upgrade

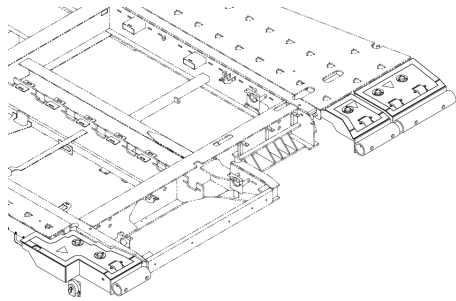
Updates TDM display to PDM display. Allows for much easier readout and diagnostic capabilities. Required for APD on 2005 C15i Loaders.



P/N: 628-5539
Model: 2005 C15i Tier 2

777 Extension

Kits designed to upgrade your unit to service 777 aircrafts. Models available with and without power wings. Special handrail available.



P/N: Call for Details
Models: C40i/C60i

Hydraulic Heat Exchanger

Additional hydraulic cooler to eliminate over temperature shut down in high ambient operating environments.

P/N: 624-9150
Models: C15

P/N: 625-4036
Models: C15i

Power Roller Kit

Eliminate man power needed to maneuver crates on the wing bridges with this handy upgrade. Compatible with C15i loaders with wing bridges (CR15i04014—Present).

P/N: 625-7760
C15i w/ wing bridges (CR15i04014 to current models)

Stairs Upgrades

Oshkosh AeroTech offers a range of telescoping and fixed stair options for Commander® 15 and 15i units, providing safe and easy operator access to the cab.

Call for details
Models: C15/C15i



Universal Over Travel Kit

Updated electrical switch and cover. Prevents debris from tripping the over travel switch during normal operations.

P/N: 624-4140
Models: Commander® 15

Battery Disconnect

Installation of a switch allows for quick and easy isolation of the battery from the electrical system as required during maintenance.

P/N: 627-3000-201
Model: Ranger®

P/N: 627-3000-202
Model: C15i/30i Deutz T3

P/N: 627-3000-202-100
Model: C15i Deutz T4 CE


P/N: 627-3000-203
Model: C15i/30i Cummins T3

P/N: 628-9339-002
Model: C30i Cummins T4 CE



Wide Bridge Transfer Glide Pads

Upgrade your Commander® loader bridge, by replacing the ball transfer rollers with glide pads. The engineered plastic pads are designed to allow pallets and containers to glide over top with little friction. The robust pads have no moving parts and require zero maintenance.



Complete Bridge Kit: 629-8271

Single Glider Assembly: 629-6976



Seat Belt Kits

Add seat belts to your loaders for improved driver safety.

Seat options available as well. Contact your Regional Customer Care Manager to discuss your needs.

Commander® Units w/ Back Rests: 629-6817

Commander® Units w/ Seat Rests: 629-6824

Ranger® Units w/ Seat/Restraint: 629-3292-002

Ranger® Units w/ Back Rest: 629-3292-003

Ranger® Wheel Angle Update

Updates to the current production style

P/N: 629-1578

Model: Ranger® Loaders R17017 and earlier

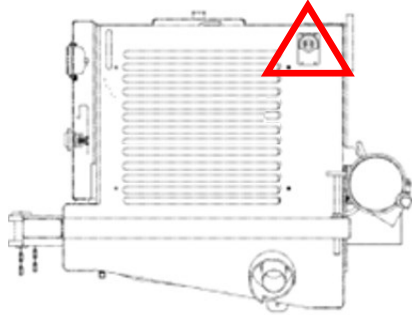
Additional Emergency Stop Options

Depending on your ramp procedures, you may find it useful to have additional Emergency Stop buttons at ground level.

Left Hand Power Mod

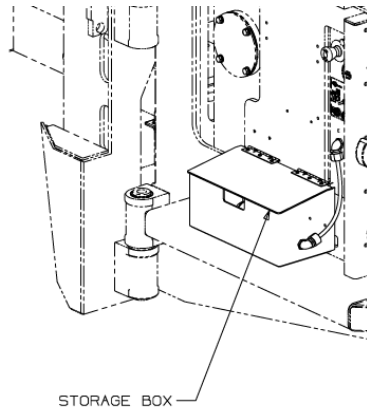
An additional standard, twist-reset E-Stop, located on the left side of power module. Compatible with 15i and 30i units.

P/N: 627-3000-007



Tethered Grip Switch E-Stop

This hand gripped E-Stop activated by a thumb switch is on a coiled cord that can be extended up to 25ft away from the unit. The cord is housed in a box on the right side of the chassis, for easy storage when not in use.



P/N: 629-5491

Units: C15i and C30i units
with winterization and/or a fire extinguisher at the mounting location

P/N: 629-5491-002

Units: COMMANDER®, C15, C30, C15i, C30i, C40i units with mounting space available on where shown

Personnel Transport

This CE approved option allows for the transport and lifting of personnel on the rear platform of the loader. Gates swing closed for cargo loading operations.

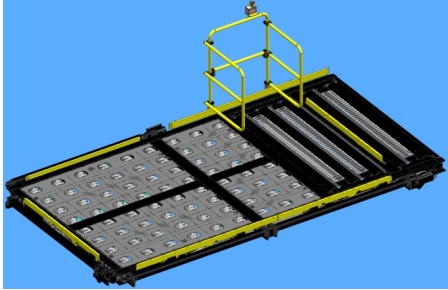
P/N: 629-5294
Model: Ranger®

P/N: 629-5114
Model: C15i

P/N: 629-5115
Model: C30i

P/N: 629-5237
Model: C60i

P/N: 629-5184
Model: C30



P/N: 629-5184-001
Model: C15



Aircraft Proximity Detection (APD)

Oshkosh AeroTech's APD system is designed to help prevent aircraft strikes by reinforcing your Standard Operating Procedures. The APD System does this through integration of sensing devices into the operating system of the loader. Each device installation is modular, allowing system expansion and multiple configuration options based on customer requirements. Our APD system is configurable to be compliant with IATA standard AHM 913, 6.1, which recommends all existing GSE be retrofitted with anti-collision technology where economically viable.

The APD System offers three modes of detection for preventing and sensing aircraft strikes.


Loader Proximity: Radar and Ultrasonic sensors detect objects to the front of loader.

Position Monitoring: Sensors detect position of bridge wings, operator cab, left handrail, and wheel position.


Aircraft Contact: Bumpers on Wings, Operator cab handrail, and Left handrail detect contact in these locations.

Recommended Base Kit

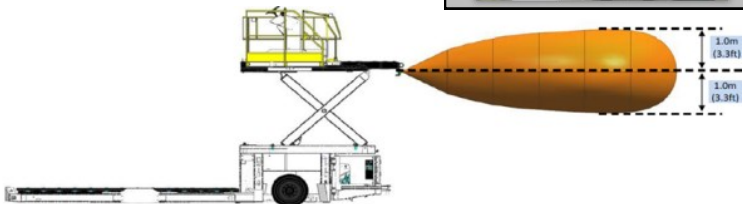
- ◇ APD System
- ◇ Scissor Harness
- ◇ Hand Throttle
- ◇ Radar



APD panel & hand throttle



Radar



Pricing includes labor to be installed by Oshkosh AeroTech technician, and is unique to machine configuration. Contact your Customer Care sales representative for more information.

Models: C15/C15i, C30/C30i, Ranger®

Commander® 15 Electric Power Mod Conversion

Benefits of the Conversion Kit:

- Meets zero emission requirements at a fraction of the cost of a new loader
- Reduces operator costs
- Extended life of loader with new motor and lower operating hours
- Compatible with multiple battery options to fit your needs



Included in the Conversion Kit:

New Power Module • 80 V system with Lithium Ion Batteries • Electronic Motor Controller with 3 Phase Inverter • DC/DC Converter • Higher Rated Front Wheels and Tires • Wiring Harness for Integration • Emergency Electric/Hydraulic Pump System with Manual Disconnect Switch • Configurable Low Charge Warnings • Field Installation by Oshkosh AeroTech Technicians

P/N: 629-0151

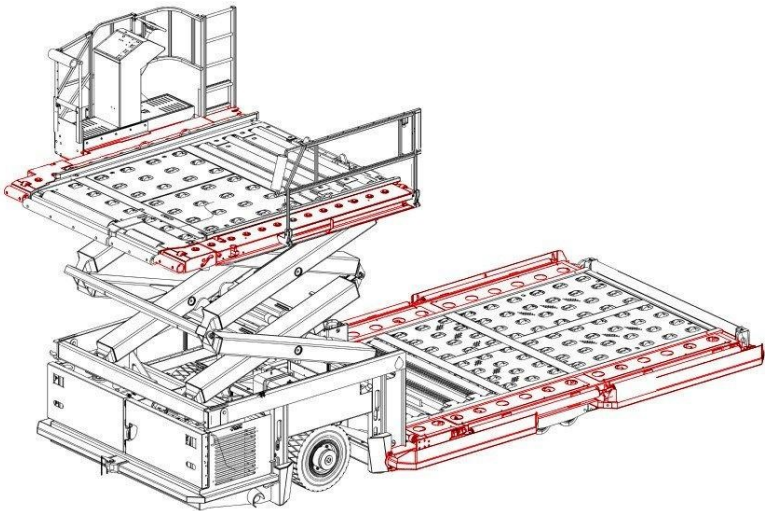
Models: Commander® 15 Loaders 1996-2003

Conversion Kits for C30iE & Ranger®E Available Soon!

Wide Deck Conversion

Converts one Commander® Lower Deck Loader to 125 in. wide capability Includes both Bridge and Rear Platform extensions for both sides of the loader.

- Includes two (2) hydraulically powered extended wings as well as powered conversion of the existing 104" wing.
- Includes frame extensions for the rear chassis to protect against dolly and tractor impact.
- Allows servicing of all commercial jet aircraft doors, front and rear, for both pallets and containers.
- Maintains full capacity rating of 15,000 lb. (7,000 kg) on platform.



Pricing includes labor to be installed by Oshkosh AeroTech technician, and is unique to machine configuration. Contact your Customer Care sales representative for more information.

P/N: Call For Details
Models: C15/C15i

Tempest®/Tempest-i™ Deicers

Upgrades & New Options

At Oshkosh AeroTech we relentlessly seek ways to improve the performance and functionality of our products. In this section you will find an array of options and upgrades to improve the efficiency, safety, and ease of use of your Deicer.

Conversions

Oshkosh AeroTech has dedicated engineering, parts, and field service resources in place to support these initiatives. If you are interested in converting your Tempest® to an AirFirst®, XR, or Enclosed Cab unit, contact your part sales representative or Regional Customer Care Manager.

Simulators

Oshkosh AeroTech now offers Tempest® simulators for training and offseason upkeep of your operators' skills.



Deicer Offseason Best Practices

Regular Usage

As with any motor vehicle, problems may arise if the Tempest® is left unused for long periods. We recommend running each unit for 25 minutes a minimum of every three weeks. During these maintenance runs it is important to engage all primary functions of the unit, including:

- Driving the unit
- Raising the boom and jib, and extending the boom
- Rotating the boom
- Running the fluid heater
- Briefly spraying all fluid types, including forced air

Fluid Tanks

Oshkosh AeroTech recommends that fluid tanks of the Tempest® should remain near to full when the unit is not in service. The tanks are appropriate for long-term storage of deice and anti-ice fluid. Check with fluid manufacturers for recommended storage tank cleaning intervals.

Storage

Ideally, units are stored at an indoor storage or maintenance facility. As this is often not possible, we recommend protecting enclosed cab units with our custom cab weather cover. This keeps ice and snow off the cab during winter and prevents UV damage from the sun in the summer.



P/N: 624-5188-999

Deicing Season Preparation

In preparation for the start of deicer season, it is important to check the complete functionality of your fleet. To ready your units, Oshkosh AeroTech can provide maintenance kits, including:

- Complete filter kits for every unit configuration
- Hardi pump seal kits
- Nozzle gauge replacements
- Fluid heater service kits
- Worm gear service kits

Nozzle Gauges

Replacement gauge cluster for Tempest® Deicers. Includes new temperature and pressure gauge, adapter, and required bushing.

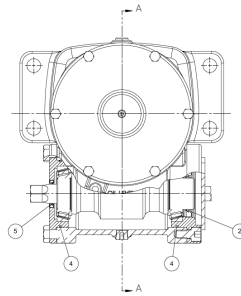
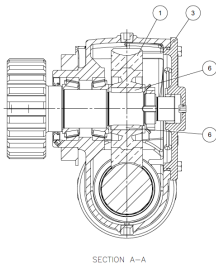
P/N: 624-9986-001



Worm Gear Service Kit

After years of service, the worm gear controlling the boom rotator can wear down, allowing for extra play in the boom. Give your boom new life by replacing the gear, keys and all necessary seals.

Recommended service every 3 years.



P/N: 622-5132-100
Model: Tempests® Pre-2015

Hardi Pump Seal Kit

Common seal kit for any Oshkosh AeroTech Deicer (Post 2000 build date) Hardi 463 or 464 pump: P/N 624-0537 or 629-3726.

P/N: 624-0537-090

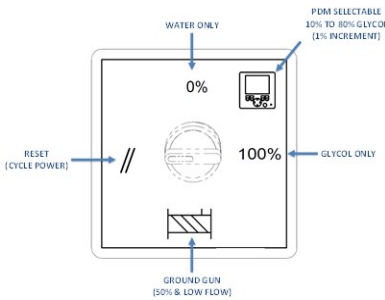
Pre-Season Fluid Heater Service Kit

Ensure your Oshkosh AeroTech Deicer is primed for the storm, before the weather hits with these service parts for seasonal maintenance of the fluid heater assembly. Includes new fuel nozzles, ignitor electrodes, flame sensor, soot sticks, high pressure fuel filter and solenoid valves.

Unit	Kit P/N
Trump 2000 w/ Gas Heater	624-4424-035
Trump 2000 w/ Diesel Heater	624-4424-036
Trump 2000-II w/ Gas Heater	624-4424-037
Trump 2000-II w/ Diesel Heater	624-4424-038
LMD/Tempest®	624-4424-039
Tempest-i™	624-4424-054

Tempest® PropMix Upgrade: 1% Increment Kit

This upgrade allows selection from 10% to 80% ratio in 1% increments. This provides a larger range of ratios to choose from and a more precise ratio selection. Eliminates excess glycol usage and reduces operating costs by selecting the exact mix ratio for the current weather conditions. The kit includes a new color PDM which allows selection from 4 quick values and displays the active ratio selected according to the rotary switch.



Rotary Switch

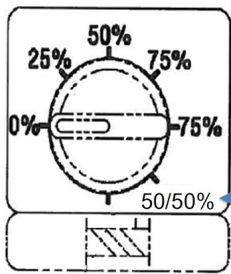


PDM

P/N: 628-8574 Standard, no printer
628-8574-001 Standard w/printer
628-8574-002 XR no printer
628-8574-003 XR w/printer
Models: Tempest® PropMix units

Tempest® PropMix Upgrade: 50/50 Mix

The 50/50 Mix Kit allows customers to use their PropMix unit in “spot deice” mode by providing an immediately available 50% fluid ratio. This helps eliminate system faults and reduces cost through increased efficiency & lower fluid use for customers who want to use their PropMix unit for “spot-deicing”. The 50/50 option can be used in combination with AirFirst® for superior performance and efficiency. Also, Type 1 Fluid users will now be capable of injecting the 50/50 mix into the airstream, where previously 100% air injection was unacceptable.



50/50% SELECTION REPLACES
PREVIOUS 100% POSITION ON ARMPOD

P/N: 628-8834

Models: Tempest® PropMix units

Jib Guide Kit w/ Retract Function

Enables full retract during transport, reducing stress damage to jib cradle and basket.

P/N: 628-2282-001

BlendUp Strainer Kit

In-Line fluid strainer installed before meter or digitizer to prevent any damage from contaminated fluid.

P/N: 628-8875

Hose Reel Cover

Provides protection from the weather for the Tempest® hose reel.

P/N: 628-6780

Tempest® Auto Fire Suppression

Oshkosh AeroTech's latest onboard fire suppression system is designed to meet all safety operational requirements.

P/N: 629-3622-001

Update Your Old System (624-2611-010)!

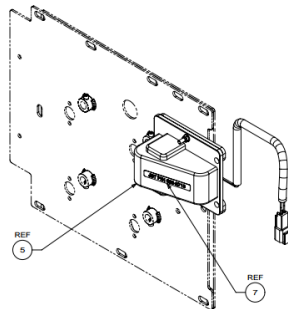
P/N: 629-3622-004

Igniter Kit

Newly designed ignitor, burn plate, and required adapter to replace obsolete assembly.

P/N: 629-2763

Models: 2003 Tempest® and newer



3-D REF VIEW

IGNITER ASSEMBLY INSTALLED TO BURNER PLATE

Tempest®/Tempest-i™ Enclosed Cab Weather Cover

Preserve your investment with this custom cab cover for your Tempest® deicer. Keeps ice and snow off the cab during winter and prevents UV damage from the sun in the summer.

P/N: 624-5188-999



Tuthill Flowmeter Upgrade

Worried about glycol fluid usage accuracy on your Tempest® deicer? Upgrade to the Tuthill Flowmeter for accuracy to within 2%, and ensure you truly are using the fluid you're reporting. Designed for One Man and AirFirst® configurations.

Call for pricing & compatibility

Water Hammer Prevention Kit

Repeatedly opening and closing the spray nozzle while deicing or anti-icing causes water hammer, or hydraulic shock, which can damage your pump and shorten its life. Protect the pumps in your open-basket Tempest® with this simple kit.

P/N: 629-6279

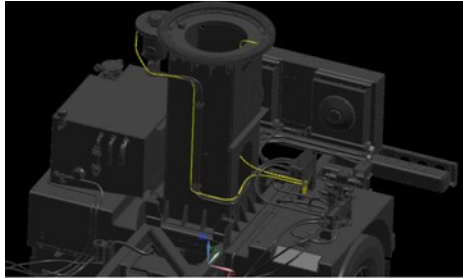
Model: Tempest® with open basket

Deicer Remote Boom Gear Grease Kit

This kit allows the operator/maintenance personnel to grease the Tempest® boom rotator ring gear from the ground.

P/N: 630-2342

Model: Tempest®

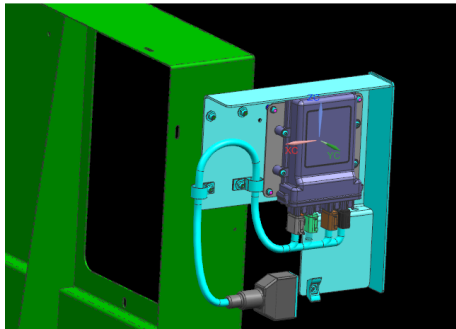


Deicer Heater Controller Kit

This kit provides the fluid heater controller, new bracketry (623-9412-303 only), and all hardware necessary to install the new heater controller (630-0414).

P/N: 623-9412-303
Model: Tempest® Pre 2006

P/N: 623-9412-302
Model: Tempest® 2006 & up



Tempest® AirFirst® Short Nozzle

Field kit to replace the long nozzle and fluid pipes on the monitor of AirFirst® Tempest® @@@ with the current short nozzle and hi-mount fluid pipe. Our new nozzle tip offers an improved airflow profile, which reduces the need for a lengthy nozzle. In turn, the reduced weight and length mean less wear and tear on the monitor.



P/N: 629-2971

For units to be converted, we also recommend installing the **Auto**

Turret Raise Option This option automatically raises the turret to the vertical travel position when drive is selected. This will prevent accidental damage to the nozzle from being left down while traveling as well as reduce wear on the monitor from a bouncing nozzle during travel.

P/N: 628-6318-100

Open Basket Deicer Nozzle Upgrade

Upgrade to Oshkosh AeroTech's latest 785 nozzle for your open basket Tempest®. Our new nozzle is more compact, with improved plastic grips that won't overheat. Additionally, the spray can be throttled at the discretion of the operator. Kit comes with new holster to mount to the cab.



P/N: 629-6278

Models: Tempest® with open basket

Tempest® Enclosed Cabin Conversion

Windy, snowy, rainy, or freezing conditions can inhibit the effectiveness of your deicing personnel.

Upgrade your Tempest® to a top-of-the-line unit with a conversion to an enclosed operator's cabin.



An enclosed cab with comfortable seating and heated interior offers a vastly improved deicing experience for your operator, allowing them to be their most productive and effective.

With an enclosed cabin, you can also consider adding **AirFirst®** to maximize your deicing operation efficiency!



Contact your Customer Care Representative and Upgrade your Ramp Operations Today!

Tempest® XR Boom Conversion Kit

Adding an XR boom to your Tempest® Deicer will offer you the most efficient and cost effective solution for deicing the A-380 and IL-76 aircraft. In addition it can be used for aircraft washing, Deicing B777 with engines running and for use on the AN-124 Fuselage and Wings. No special chassis modifications required.

The XR Boom Kit is designed to fit and work perfectly on the standard Tempest® chassis and still allows you to operate in the non-extended mode with the same characteristics you have always enjoyed. When extended to the height of 17.2m (56ft) the Tempest® can safely and effectively spray the tail section of the A-380 and IL-76 with a spray reach of 27m (90ft)



The conversion kit works with both open and enclosed basket, AirFirst® forced air, proportional mix and one man drive options. How it works: the new boom is installed onto the existing rotator, a new counterweight is welded to the assembly on the existing rotator, and then appropriate modifications will be made for the hydraulic, electrical, and fluid systems. This kit is compatible on all Tempest® Deicers 2003 and newer.

Tempest-i™ Training Simulators

Safe and Effective Training

Train new hires and keep the skills of your operators sharp in the offseason with Tempest® -i™ Simulators. Oshkosh AeroTech's simulators can provide essential, safe, cost effective, and environmentally friendly training.

Features and Benefits

- Realistic real-world deicing scenarios
- Training for one person or two person operation
- Standard & XR boom operation
- AirFirst® system
- Deice and anti-Ice nozzle operation
- Actual Tempest-i™ joysticks
- Variable weather (frost/snow/ice), temperature, day/night scenarios
- Multiple aircraft types
- Emergency procedures
- Track training development by operator



From the instructor station, monitor the trainee's progress, including details such as fluid utilization, aircraft percent coverage, and safety events.

Options and Models

- Basic, advanced, driver station skills
- 4k resolution graphics
- Virtual reality
- Network capabilities
- Extremely portable—joystick are designed to fit commonly available gaming chair

Contact your Customer Care Representative!

Pushback Tractors

Oshkosh AeroTech's pushback tractors are designed to move our customer's aircraft safely and efficiently on each and every operation, at airports throughout the world.

In recent years, Oshkosh AeroTech has overhauled our B Series family, to bring you best-in-class reliability, serviceability, efficiency and value. We have six model types in current production: the B80, B250, B350, B650, B950 and B1200 can handle a wide range of commercial aircraft from regional jets up to the A380, in all types of ramp and weather conditions. The power of simplicity is evident in the great handling, smart layout of the operator controls, and easy access to key components for servicing.



Front Coupler Mirror

Improves tow bar attachment visibility to the operator.

P/N: 629-1184

Models: B250/350



E Pump Replacement

Emergency pump replacement for B1200 tractor. Includes new hydraulic pump, valve, adapters, hoses, and fittings.

P/N: 627-3648

Model: B1200

Legacy B1200 Four-Wheel Steer Upgrade Kit

Replaces obsolete four-wheel steer with current B1200 4WS system. Includes all applicable hydraulic, electrical, and mechanical assemblies, with hardware.

P/N: 628-9738

Model: B1200

Brake Upgrade Kit

Replaces the brake pedal and brake valve previously fitted with 624-9760 brake booster field kit. Includes accumulator, brake valve, pedal assembly, and necessary hydraulic components with hardware.

P/N: 628-7558

Model: B600

Shifter Upgrade Kit

Replaces the Quadrastat shifter with the ZF shifter used on current Oshkosh AeroTech B1200 Tractors. Compatible with both Cummins and Deutz engine configurations.

P/N: 624-8547 (Deutz)
624-8547-001 (Cummins)
Models: B1200



Steps & Transporters

Upgrades & New Options

At Oshkosh AeroTech we relentlessly seek ways to improve the performance and functionality of our products. In this section you will find an array of options and upgrades to improve the efficiency, safety, and ease of use of your Steps and Transporters.



Steps Safety Barrier Kit

Help prevent injuries with this safety barrier kit.

P/N: 2359800



Steps Retractable Door Detection Kit

This kit helps to detect the retractable door to help prevent contact with aircraft. It is necessary that the steps already be equipped with manual gates to be able to utilize this system.

If manual gates are not already installed, it is necessary to purchase the **19298300—Manual Door Lock Conversion Kit**. It is also advisable to utilize this kit with Oshkosh AeroTech's Aircraft Proximity Detection (APD) System (P. 22).

P/N: 26364904



CLT-8 Console Cover

Offers protection from the sun, rain and frost.

P/N: 2509500
Models: CLT-8



CLT-8 Winterization Kit

Designed for colder climates, this kit helps to protect batteries, hydraulic oil and the engine in cold weather.

Call Oshkosh AeroTech with your unit serial number to determine if equipment has the mechanical pre-installation. Installation by Oshkosh AeroTech Technician may be required.

**P/N: Call for Details Models:
CLT-8**



**CLT-8 Electrical
Emergency Pump
Kit**

Units are equipped with manual emergency pump standard. This kit provides the electrical upgrade to more easily activate the E-pump.



**P/N: Call for Details Models:
CLT-8**




Refurbishment

From Old To **BOLD!**



Before you decide to replace an aging unit in your GSE fleet, consider giving your equipment a new lease on life with refurbishment by your OEM. Whatever your budget, we can develop a refurbishment specification to deliver the additional years of service you expect from your Oshkosh AeroTech equipment, from small-scale on-site service, to full unit remanufacture at Oshkosh AeroTech's world-class facility.

Our in-house program is structured with four work scope levels to maximize your budget. You can select from our Bronze package which delivers the Planned Maintenance after 5-years of service, through to our Platinum package that provides a complete refurbishment with the latest engine and system technologies.



Included with all unit refurbishments:

- All mandatory service bulletins and technical advisories
- Warranty on all parts and workmanship
- Units undergo the same rigorous testing as required on new equipment and are compliant to industry standards
- Updated Operation & Maintenance manual, with revised system schematics and detailed illustrated parts section

For more info, visit:

www.oshkosh-aerotech.com/customer-care/refurbishments/gse/

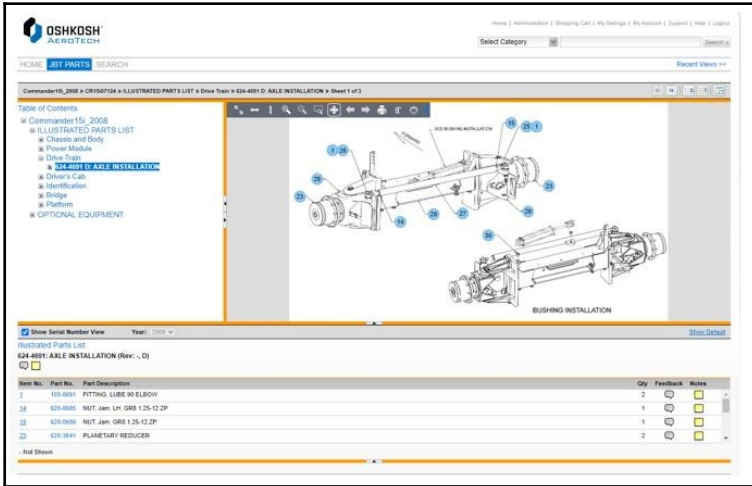


PRoCARE® is a customized product support program that helps to maximize the availability, productivity and profitability of your Oshkosh AeroTech equipment. Whether your fleet consists of new Oshkosh AeroTech produced GSE, or equipment that is just new to your location, now you can realize the benefits that only OEM personnel, products and solutions can provide. PRoCARE® is extremely flexible and can be tailored to various types of service types, frequencies and locations. Whether you are interested in focusing on a specific type or group of equipment, getting units ready for deicer season or are seeking factory expertise on equipment that has just been transferred to your station, trust Oshkosh AeroTech to provide you with the confidence to realize maximum uptime for your fleet.

- Extended Warranty
- Proactive Maintenance Kits
- On Site/Preseason inspections
- Fleet Analysis
- Priority Diagnostics
- Factory Direct Training
- Parts stocking analysis
- Refurbishment
- Product Training
- Parts Agreements



Oshkosh AeroTech Direct



Oshkosh AeroTech Direct E-Commerce System provides all your Oshkosh AeroTech parts needs.

Oshkosh AeroTech Parts – 24/7/365 – pricing, availability, online ordering, quick searches, interactive parts drawings.

- * Genuine Oshkosh AeroTech Parts that meet strict OEM quality standards.
- * Latest up-to-date technical manuals and service bulletins.
- * Decreased parts ordering time = **Cost Savings To You.**

Call your customer care sales representative or click the link below to sign up and start ordering today!

[Click Here for Oshkosh AeroTech Direct](#)

Oshkosh AeroTech University

Online Maintenance & Operator Training Through Oshkosh AeroTech University!

With online maintenance and operator training modules available for Oshkosh AeroTech's most popular equipment, Oshkosh AeroTech University is a great way to quickly bring your new hires up to speed, or refresh the memories of your experienced personnel.

To view the course catalog, visit: <https://gse-oshkoshaerotech.talentlms.com/catalog/index>

CARGO LOADERS



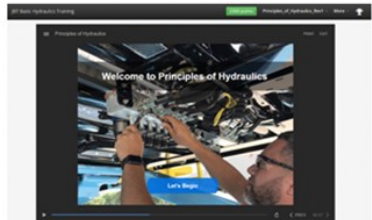
PUSHBACK TRACTORS



DEICERS



BASIC SYSTEMS TRAINING



For more information and to gain system access, contact your Customer Care Professional

www.oshkoshaerotech.com/customer-care/

Contact Service

Technical Assistance - Field Service Departments

ORLANDO

orlando.service@oshkoshhaerotech.com

Tel +1.800.327.1686

Int'l +1.407.850.4207

LEKTRO

wrservice@oshkoshhaerotech.com

Tel +1.407.850-2880

LONDON

london.service@oshkoshhaerotech.com

Tel +44.020.8587.0666

MADRID

madrid.service@oshkoshhaerotech.com

Tel +34.91.877.5880

SINGAPORE

singapore.service@oshkoshhaerotech.com

Tel +65.6542.9255

KUNSHAN

china.service@oshkoshhaerotech.com

Tel +86.181.6870.9730

Please provide the part number, unit serial
number and have the hour meter reading
available when you contact us.



Contact Parts

Service Parts Hotlines

ORLANDO

parts.orders@oshkohaerotech.com

Tel +1.800.821.3019

Int'l +1.407.850.4208

LEKTRO

parts.lektro@oshkohaerotech.com

Tel +1.407.850.2899

LONDON

london.parts@oshkohaerotech.com

Tel +44.020.8831.2200

MADRID

madrid.parts@oshkohaerotech.com

Tel +34.91.877.5883

SINGAPORE

singapore.parts@oshkohaerotech.com

Tel +65.6542.9272

KUNSHAN

china.parts@oshkohaerotech.com

Tel +86.512.3663.0570

Online Ordering



Return of Goods Authorization

Please call or email to obtain an RMA authorization number before shipping any parts.



Brian Schrock - Americas
Sr. Customer Care Sales Manager
bschrock@oshkoshhaerotech.com
+1.407.741.3464

Joseph Tan - Asia-Pacific
Customer Care Manager
jtan@oshkoshhaerotech.com
+65.9113.8550

**Richard Hale – Europe/Middle
East/Africa**
Customer Care Manager
rhale@oshkoshhaerotech.com
+44.7886.431276

Don Dong - China
Customer Care Manager
ddong@oshkoshhaerotech.com
+86.181.6870.9730

Ground Support Equipment

